






TUTORING SERVICES - ENGLISH LANGUAGE LEARNING

Grammar Skills Development		
Website navigation	Study topics (Follow in order)	Tips for success
<p><b>EnglishClub</b></p> <p><b>Best for:</b> Best for building a strong foundation in grammar, covering word-level and sentence-level structures in a structured way.</p> <p>Start with <b>Word-Level Grammar</b> (9 parts of speech), then move to <b>Sentence-Level Grammar</b>.</p>  <p><a href="https://www.englishclub.com/grammar">EnglishClub.com/Grammar</a></p>	<ul style="list-style-type: none"><li><input type="checkbox"/> Word-Level Grammar (9 Parts of Speech)</li><li><input type="checkbox"/> Sentence-Level Grammar</li></ul>	<ul style="list-style-type: none"><li><input type="checkbox"/> Start with <b>Word-Level Grammar</b> before moving to <b>Sentence-Level Grammar</b> to build a solid foundation.</li><li><input type="checkbox"/> Take notes on tricky grammar points and practice forming your own sentences.</li><li><input type="checkbox"/> <b>Check off</b> sections as you complete them.</li></ul>
<p><b>Online English Grammar Book</b></p> <p><b>Best for:</b> Ideal for <b>in-depth explanations and reference material</b>, perfect for learners who want to understand complex grammar rules in detail.</p> <p>Under "<b>Grammar Tutorials and Reference Tools</b>," study in the order described.</p>  <p><a href="https://www.englishpage.com/grammar/index.html">https://www.englishpage.com/grammar/index.html</a></p>	<ul style="list-style-type: none"><li><input type="checkbox"/> Verb Tenses</li><li><input type="checkbox"/> Irregular Verbs</li><li><input type="checkbox"/> Phrasal Verb Intro</li><li><input type="checkbox"/> Dictionary</li><li><input type="checkbox"/> Verb + Preposition</li><li><input type="checkbox"/> Dictionary</li><li><input type="checkbox"/> Modals</li><li><input type="checkbox"/> Gerunds</li><li><input type="checkbox"/> Prepositions</li><li><input type="checkbox"/> Articles</li><li><input type="checkbox"/> Mini-Grammar Tutorials</li></ul>	<ul style="list-style-type: none"><li><input type="checkbox"/> Under "<b>Grammar Tutorials and Reference Tools</b>," study in this order:</li><li><input type="checkbox"/> <b>Check off</b> sections as you complete them.</li><li><input type="checkbox"/> Use the "<b>Grammar Tutorials and Reference Tools</b>" section as a <b>study guide</b> rather than reading passively.</li><li><input type="checkbox"/> Test yourself with online exercises after each section to reinforce learning.</li></ul>
<p><b>Grammar Bytes</b></p> <p><b>Best for:</b> Great for <b>interactive grammar exercises and drills</b>, making grammar learning engaging through practice-based activities.</p> <p>Scroll down to "<b>Exercises</b>" and click "<b>here</b>"</p> <p>Study all areas, but <b>leave "Parallel Structure" for last</b> as it is the most challenging.</p>  <p><a href="https://www.chompchomp.com/menu.htm">https://www.chompchomp.com/menu.htm</a></p>	<ul style="list-style-type: none"><li><input type="checkbox"/> All major grammar topics</li><li><input type="checkbox"/> Parallel Structure (<b>last</b>)</li></ul>	<ul style="list-style-type: none"><li><input type="checkbox"/> Complete as many <b>interactive exercises</b> as possible. If you get an answer wrong, read the explanation carefully and redo the question. Save "<b>Parallel Structure</b>" for last, as it is the most challenging.</li><li><input type="checkbox"/> <b>Check off</b> sections as you complete them.</li></ul>

Grammar Skills Development		
Website navigation	Study topics (Follow in order)	Tips for success
<p><b>Learn American English Online</b></p> <p><b>Best for:</b> Best for <b>step-by-step learning using a color-coded system</b>, allowing learners to progress gradually from basic to advanced grammar.</p> <p>Study in <b>color order</b>: Blue → Red → Yellow → Green → Purple → Orange → Violet.</p>  <p><a href="https://www.learnamericanenglishonline.com/#google_vignette">https://www.learnamericanenglishonline.com/#google_vignette</a></p>	<ul style="list-style-type: none"><li><input type="checkbox"/> Blue</li><li><input type="checkbox"/> Red</li><li><input type="checkbox"/> Yellow</li><li><input type="checkbox"/> Green</li><li><input type="checkbox"/> Purple</li><li><input type="checkbox"/> Orange</li><li><input type="checkbox"/> Violet</li></ul>	<ul style="list-style-type: none"><li><input type="checkbox"/> Follow the <b>color-coded learning system</b> in order (Blue → Red → Yellow → Green → Purple → Orange → Violet). Don't skip ahead—each color builds on previous lessons.</li><li><input type="checkbox"/> <b>Check off</b> sections as you complete them.</li></ul>
<p><b>UVic Study Zone</b></p> <p><b>Best for:</b> Level-based grammar practice, helping learners choose their level and focus on targeted exercises for steady improvement.</p> <p>Choose your <b>English level</b> and study each section (<b>except puzzles and games</b>).</p>  <p><a href="https://continuingstudies.uvic.ca/elc/studyzone">https://continuingstudies.uvic.ca/elc/studyzone</a></p>	<ul style="list-style-type: none"><li><input type="checkbox"/> Level-based grammar lessons</li></ul>	<ul style="list-style-type: none"><li><input type="checkbox"/> <b>Choose the right level</b> before starting (Beginner, Intermediate, or Advanced). Complete all exercises in a section before moving to the next.</li><li><input type="checkbox"/> Avoid puzzles and games if your focus is grammar improvement.</li><li><input type="checkbox"/> <b>Check off</b> sections as you complete them.</li></ul>

OTHER RESOURCES TO USE

WRITING SERVICES [writing.help@sait.ca](mailto:writing.help@sait.ca)



REGISTER FOR WRITING WORKSHOPS

LEARNING SKILLS SERVICES [learning.skills@sait.ca](mailto:learning.skills@sait.ca)



REGISTER FOR OUR DROP-IN AND LEARN WORKSHOPS

TUTORING SERVICES [tutoring@sait.ca](mailto:tutoring@sait.ca)



ACCESS OUR DROP-IN, EVENING AND PEER TUTORING